



厦门金鹭

**小零件车削刀具**  
SMALL PARTS  
TURNING INSERTS



# 公司简介 About GESAC

厦门金鹭特种合金有限公司，成立于1989年，是一家中外合资的国家高新技术企业，隶属于中国六大稀土集团之一的厦门钨业股份有限公司。公司致力于高品质钨粉末材料、硬质合金、精密切削工具等钨系列产品的研发、生产，以及行业专业解决方案的提供，是世界知名的钨粉末、硬质合金及切削工具供应商。

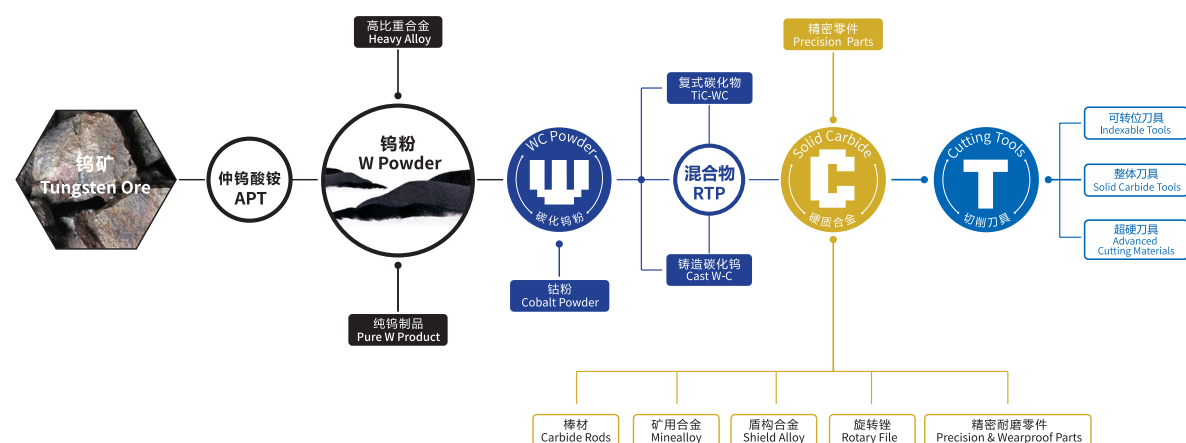
凭借完整钨产业链的产品集成技术研发，以及务实、创新的管理理念，厦门金鹭始终保持着强劲的发展势头，为全球用户提供最高性价比的产品和服务，为现代工业领域解决高硬度、耐高温、耐磨损问题，提供了优良的产品和完善的解决方案，客户遍布全球四十多个工业发达国家和地区，享誉海内外。

公司拥有国内4个生产基地和1个国家级企业研发中心，海外3个销售公司和1个海外生产基地，独立承担并完成多项“国家科技支撑计划项目”，“国家科技重大专项”，“国家火炬计划项目”，“国家重点新产品”开发项目及省市重点研究课题，被评为“战略性新兴产业骨干企业”、“创新型企业”、“先进技术企业”。

Xiamen Golden Egret Special Alloy Co., Ltd. (GESAC), founded in 1989, is a Sino-foreign joint venture with national high-tech, affiliated with XTC, which is one of six major rare earth groups in China. GESAC is committed to research & development, production and professional solutions providing of high-quality tungsten powder materials, cemented carbide, precision cutting tools and other tungsten products. Up to now, GESAC has become world-famous manufacturer and supplier of tungsten powder, cemented carbide and precision cutting tools products.

With the Integrated Product Development of complete tungsten industry chain, as well as a pragmatic and innovative management concept, GESAC has always maintained a strong momentum of development, providing the cost effective tungsten powder products and services for global users, offering the excellent products and perfect solutions for solving high hardness, high temperature resistance and wear resistance topics. Our brand "Golden Egret" has become one of the leading brand in the market, enjoying famous reputation in more than 40 countries and regions.

GESAC owns four production headquarters and one national level research center domestically, and three sales branches and one production base overseas. We undertook and completed several development programs independently, including the "National Science and Technology Support Programs", the "National Torch Program Projects", and the "National Key Projects" and so on. GESAC was awarded as "Key Enterprise for Strategic Emerging Industry", "Innovative Enterprise" and "Enterprise with Advanced Technology".



# 目录 CONTENT

小零件车削PVD牌号应用一览表 Application Summary of PVD Grades for Small Parts Turning	02
小零件车削槽型 Turning Geometry for Small Parts	03
小零件车削刀具订货表 Order List of Small Parts Turning	07
小零件车刀杆订货表 Order List of Turning Tool Holder for Small Parts	29
加工案例 Cutting Cases	35
小零件车削加工推荐切削参数 Recommended Cutting Data for Small Parts Turning Machining	37

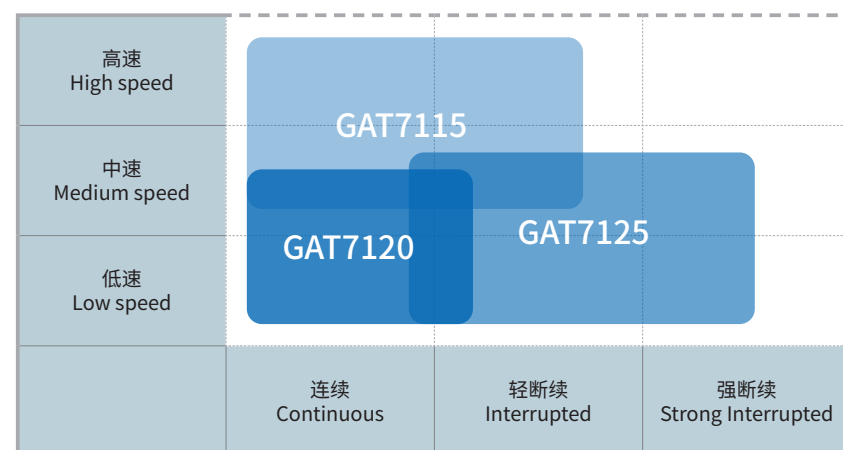
CONTENT



### 小零件车削PVD牌号应用一览表

Application Summary of PVD Grades for Small Parts Turning

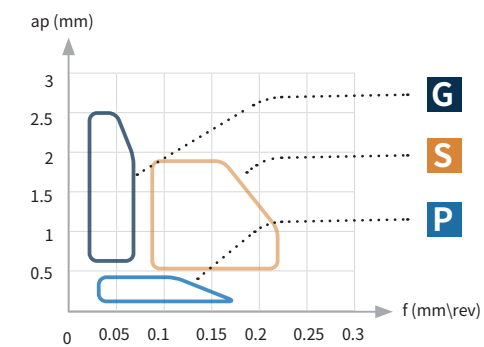
牌号 Grade	颜色 Color	材质结构 Material Microstructure	特点 Feature
GAT7115	灰色 Grey		<ul style="list-style-type: none"> <li>全新纳米结构的PVD涂层与亚微晶粒的硬质合金基体相结合，加上特殊的表面处理技术，具有优异的耐磨性、抗氧化性和加工稳定性。 New nanostructured PVD coating combine with micro-grain cemented carbide substrate and special surface treatment, provides outstanding wear resistance, oxidation resistance and machining stability.</li> <li>适合于钢、不锈钢等材料的中高速通用加工。 Suitable for steel and stainless steel in general cutting condition with medium or high speed.</li> </ul>
GAT7120	紫红色 Amaranth		<ul style="list-style-type: none"> <li>高耐磨的PVD涂层搭配超微晶硬质合金基体，在中低速下具有优异的耐磨性，实现精密加工。 High wear-resistant PVD coating with ultra-fine grained cemented carbide substrate, provides excellent wear resistance at medium and low speed, achieving precision machining.</li> <li>适用于钢、不锈钢等材料的中低速连续加工工况。 Suitable for steel and stainless steel in stable cutting condition with low or medium speed.</li> </ul>
GAT7125	灰色 Grey		<ul style="list-style-type: none"> <li>采用全新涂层技术升级的PVD涂层搭配高Co含量的硬质合金基体，具有优异的抗崩刃性与刃口强度。 New generation coating with new PVD technology, combined with high-Co cemented carbide substrate, provides excellent toughness and cutting edge strength.</li> <li>适合于钢、不锈钢等材料的轻断续到断续加工工况。 Suitable for steel and stainless steel in unstable cutting condition.</li> </ul>



### 小零件车削槽型

Turning Geometry for Small Parts

通用开槽系列 General Slotted Geometry Series			
槽型 Geometry	切深 Cutting Depth	槽型截面 Geometry Section	特点 Feature
P槽型系列 P Geometry Series	0.1-0.4mm		<ul style="list-style-type: none"> <li>斜槽设计：稳定控制切屑的移除方向 Chute design: stable control of chip removal direction</li> <li>无刃宽设计：刃口锋利，有效降低切削力 Design without edge width: the edge is sharp, which can effectively reduce cutting force</li> </ul>
G槽型系列 G Geometry Series	0.6-2.5mm		<ul style="list-style-type: none"> <li>圆弧槽设计：提高刀刃锋利性，同时保证刀尖强度 Arc geometry design: improves the sharpness of the edge and ensures the strength of the tip at the same time</li> <li>大刃长设计：满足较大切深 Design of large cutting edge length: meets the requirement of larger cutting depth</li> </ul>
S槽型系列 S Geometry Series	0.5-1.9mm		<ul style="list-style-type: none"> <li>刃倾角设计：控制切屑流向，降低切削阻力 Design of insert inclination angle: controls chip flow direction and reduces cutting resistance</li> <li>无刃宽设计：刃口锋利，有效降低切削力 Design without edge width: the edge is sharp, which can effectively reduce cutting force</li> </ul>





### 小零件车削槽型

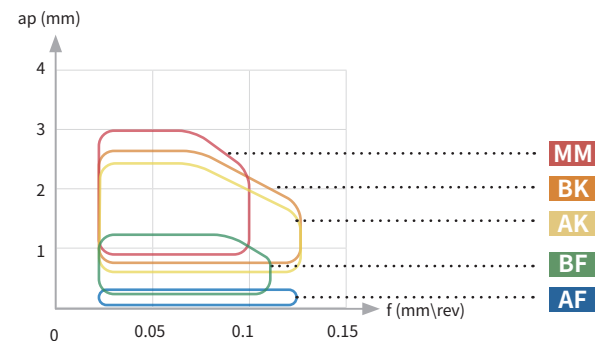
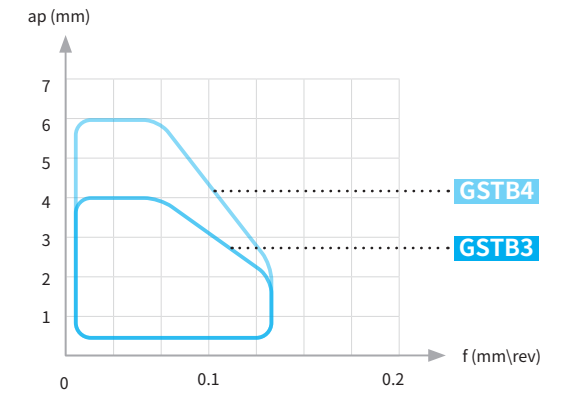
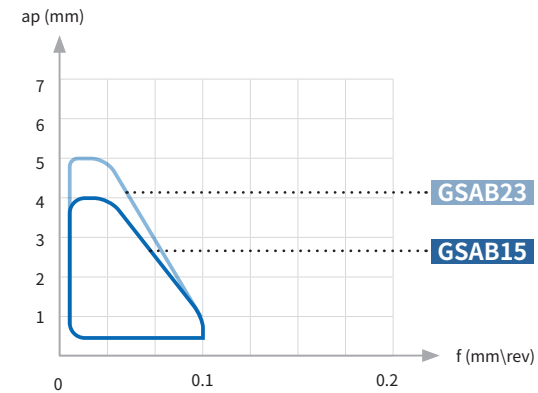
Turning Geometry for Small Parts

三维断屑槽系列 3D Geometry Series			
槽型 Geometry	切深 Cutting Depth	槽型截面 Geometry Section	特点 Feature
AF槽型系列 AF Geometry Series	0.02-0.2mm		<ul style="list-style-type: none"> <li>小槽宽设计: 满足微小切深领域的断屑要求 Design of small cutting edge width: meets the chip breaking requirements in the field of small cutting depth</li> <li>大前角设计: 减少切削阻力, 获得优异的加工表面质量 Design of large rake angle: reduces cutting resistance and obtains excellent machining surface quality</li> </ul>
BF槽型系列 BF Geometry Series	0.2-1.2mm		<ul style="list-style-type: none"> <li>特殊断屑台设计: 促进切屑卷曲, 利于排屑 Special chip breaker design: promotes chip curling, which is beneficial to chip removal</li> <li>小前角设计: 刀尖强度高, 通用性强 Design with small rake angle: high edge strength and versatility</li> </ul>
AK槽型系列 AK Geometry Series	0.7-2.5mm		<ul style="list-style-type: none"> <li>锋利刃设计: 满足良好的加工表面质量要求 Sharp-edged design: Satisfies the requirements of excellent surface quality</li> <li>刃倾角设计: 控制切屑流向, 降低切削阻力 Design of edge inclination angle: controls chip flow direction and reduces cutting resistance</li> </ul>
BK槽型系列 BK Geometry Series	0.8-2.6mm		<ul style="list-style-type: none"> <li>大槽宽设计: 排屑顺畅, 实现稳定加工 Large edge width design: smooth chip removal and stable processing are realized</li> <li>刃倾角设计: 控制切屑流向, 降低切削阻力 Design of edge inclination angle: controls chip flow direction and reduces cutting resistance</li> </ul>
MM槽型系列 MM Geometry Series	0.9-3.0mm		<ul style="list-style-type: none"> <li>双前角设计: 兼顾锋利性和强度, 加工范围广 Double rake angle design: gives attention to sharpness and strength, and has a wide processing range</li> <li>双曲面断屑台设计: 促进稳定卷屑, 断屑、排屑优异 Design of hyperboloid chip breaker: promotes stable chip breaking and has excellent chip breaking and removing performance</li> </ul>

### 小零件车削槽型



Turning Geometry for Small Parts

背车系列 Back Turning Series		
系列 Series	切深 Cutting Depth	特点 Feature
GSAB 平装背车系列 GSAB Series	0.5-5mm	<ul style="list-style-type: none"> <li>特殊形状设计: 满足背车加工要求 Special shape design: meets the back turning processing requirements</li> <li>特殊槽型设计: 稳定控制切屑流向 Special geometry design: stably control chip flow</li> </ul>
GSTB 立装背车系列 GSTB Series	0.5-6mm	<ul style="list-style-type: none"> <li>立装结构设计: 装夹牢固, 实现稳定切削 Vertical structure design: clamping firmly, achieving stable cutting</li> <li>斜槽设计: 有效控制排屑方向 Chute design: effectively control the chip removal direction</li> </ul>



### 小零件车削槽型

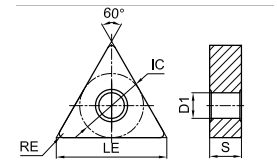
Turning Geometry for Small Parts




槽及螺纹系列 Groove and Thread Series	
系列 Series	特点 Feature
GSTC/GSTS切断切槽系列 GSTC/GSTS Series	<ul style="list-style-type: none"> <li>• 锋利刃，大前角设计：切削轻快，加工表面质量优异 Sharp edge, large rake angle design: quick cutting, excellent machined surface quality</li> <li>• 立装结构设计：装夹牢固，实现稳定切削 Vertical structure design: clamping firmly, achieving stable cutting</li> </ul> 
GSTT 螺纹系列 GSTT Series	<ul style="list-style-type: none"> <li>• 无刃宽、锋利刃设计：加工表面质量优异 No edge width, sharp edge design: excellent machining surface quality</li> <li>• 立装结构设计：装夹牢固，实现稳定切削 Vertical structure design: clamping firmly, achieving stable cutting</li> </ul> 

车削刀片(负型)  
Turning Insert (Negative)

TN□□

三角形60° 有孔  
Triangle 60°, with Hole



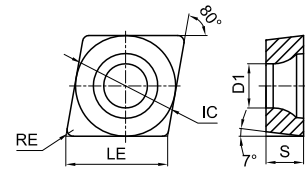
订货号 Ordering code	尺寸 Dimension(mm)					涂层硬质合金 Coated			
	LE	IC	S	D1	RE	GAT7115	GAT7120	GAT7125	
	TNGG160401L-P	16.5	9.525	4.76	3.81	0.1	●	●	●
	TNGG160401R-P	16.5	9.525	4.76	3.81	0.1	●	●	●
	TNGG160402L-P	16.5	9.525	4.76	3.81	0.2	●	●	●
	TNGG160402R-P	16.5	9.525	4.76	3.81	0.2	●	●	●
	TNGG160404L-P	16.5	9.525	4.76	3.81	0.4	●	●	●
	TNGG160404R-P	16.5	9.525	4.76	3.81	0.4	●	●	●
	TNGG160408L-P	16.5	9.525	4.76	3.81	0.8	○	●	○
TNGG160408R-P	16.5	9.525	4.76	3.81	0.8	○	○	○	
	TNGG160404L-G	16.5	9.525	4.76	3.81	0.4		●	
	TNGG160404R-G	16.5	9.525	4.76	3.81	0.4		●	
	TNGG160408L-G	16.5	9.525	4.76	3.81	0.8		●	
	TNGG160408R-G	16.5	9.525	4.76	3.81	0.8		●	
	TNGG160401M-AK	16.5	9.525	4.76	3.81	<0.1	●		●
	TNGG160402M-AK	16.5	9.525	4.76	3.81	<0.2	●		●
	TNGG160404M-AK	16.5	9.525	4.76	3.81	<0.4	●		●

●标准库存 Stock ○需预定 Available upon Order

车削刀片(正型)  
Turning Inserts (Positive)



菱形80° 有孔  
Rhombic80°,with Hole



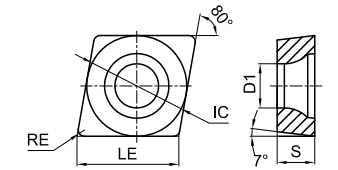
订货号 Ordering code	尺寸 Dimension(mm)					涂层硬质合金 Coated		
	LE	IC	S	D1	RE	GAT7115	GAT7120	GAT7125
CCGT0301005ML-P	4.0	3.97	1.59	1.9	<0.05	○	○	○
CCGT0301005MR-P	4.0	3.97	1.59	1.9	<0.05	○	○	○
CCGT030101ML-P	4.0	3.97	1.59	1.9	<0.1	●	○	○
CCGT030101MR-P	4.0	3.97	1.59	1.9	<0.1	○	○	○
CCGT030102ML-P	4.0	3.97	1.59	1.9	<0.2	●	○	●
CCGT030102MR-P	4.0	3.97	1.59	1.9	<0.2	○	○	○
CCGT030104ML-P	4.0	3.97	1.59	1.9	<0.4	●	○	●
CCGT030104MR-P	4.0	3.97	1.59	1.9	<0.4	○	○	○
CCGT0401005ML-P	4.8	4.76	1.59	2.3	<0.05	○	○	○
CCGT0401005MR-P	4.8	4.76	1.59	2.3	<0.05	○	○	○
CCGT040101ML-P	4.8	4.76	1.59	2.3	<0.1	○	○	○
CCGT040101MR-P	4.8	4.76	1.59	2.3	<0.1	○	○	○
CCGT040102ML-P	4.8	4.76	1.59	2.3	<0.2	●	○	●
CCGT040102MR-P	4.8	4.76	1.59	2.3	<0.2	●	○	○
CCGT040104ML-P	4.8	4.76	1.59	2.3	<0.4	●	○	●
CCGT040104MR-P	4.8	4.76	1.59	2.3	<0.4	●	○	○
CCGT0602005ML-P	6.5	6.35	2.38	2.8	<0.05	○	○	○
CCGT0602005MR-P	6.5	6.35	2.38	2.8	<0.05	○	●	○
CCGT060201ML-P	6.5	6.35	2.38	2.8	<0.1	●	○	●
CCGT060201MR-P	6.5	6.35	2.38	2.8	<0.1	○	●	○
CCGT09T3005ML-P	9.7	9.525	3.97	4.4	<0.05	○	○	○
CCGT09T3005MR-P	9.7	9.525	3.97	4.4	<0.05	○	●	○
CCGT09T301ML-P	9.7	9.525	3.97	4.4	<0.1	○	○	○
CCGT09T301MR-P	9.7	9.525	3.97	4.4	<0.1	○	○	○
CCGT030101L-P	4.0	3.97	1.59	1.9	0.1		●	
CCGT030102L-P	4.0	3.97	1.59	1.9	0.2		●	
CCGT030104L-P	4.0	3.97	1.59	1.9	0.4		●	
CCGT040101L-P	4.8	4.76	1.59	2.3	0.1		●	
CCGT040102L-P	4.8	4.76	1.59	2.3	0.2		●	
CCGT040104L-P	4.8	4.76	1.59	2.3	0.4		●	
CCGT060201L-P	6.5	6.35	2.38	2.8	0.1		○	
CCGT060201R-P	6.5	6.35	2.38	2.8	0.1		○	

●标准库存Stock ○需预定Available upon Order

车削刀片(正型)  
Turning Inserts (Positive)



菱形80° 有孔  
Rhombic80°,with Hole



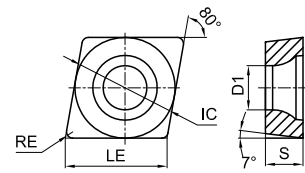
订货号 Ordering code	尺寸 Dimension(mm)					涂层硬质合金 Coated		
	LE	IC	S	D1	RE	GAT7115	GAT7120	GAT7125
CCGT060202L-P	6.5	6.35	2.38	2.8	0.2		●	
CCGT060202R-P	6.5	6.35	2.38	2.8	0.2		●	
CCGT060204L-P	6.5	6.35	2.38	2.8	0.4		●	
CCGT060204R-P	6.5	6.35	2.38	2.8	0.4		●	
CCGT09T301L-P	9.7	9.525	3.97	4.4	0.1		○	
CCGT09T301R-P	9.7	9.525	3.97	4.4	0.1		●	
CCGT09T302L-P	9.7	9.525	3.97	4.4	0.2		○	
CCGT09T302R-P	9.7	9.525	3.97	4.4	0.2		●	
CCGT09T304L-P	9.7	9.525	3.97	4.4	0.4		●	
CCGT09T304R-P	9.7	9.525	3.97	4.4	0.4		●	
CCGT0602005ML-G	6.5	6.35	2.38	2.8	<0.05	○	○	○
CCGT0602005MR-G	6.5	6.35	2.38	2.8	<0.05	○	○	○
CCGT060201MEL-G	6.5	6.35	2.38	2.8	<0.1	○	○	○
CCGT060201MER-G	6.5	6.35	2.38	2.8	<0.1	○	○	○
CCGT060201ML-G	6.5	6.35	2.38	2.8	<0.1	●	○	○
CCGT060201MR-G	6.5	6.35	2.38	2.8	<0.1	●	○	○
CCGT060202ML-G	6.5	6.35	2.38	2.8	<0.2	●	○	○
CCGT060202MR-G	6.5	6.35	2.38	2.8	<0.2	●	○	○
CCGT09T3005ML-G	9.7	9.525	3.97	4.4	<0.05	●	○	○
CCGT09T3005MR-G	9.7	9.525	3.97	4.4	<0.05	●	●	○
CCGT09T301MEL-G	9.7	9.525	3.97	4.4	<0.1	○	○	○
CCGT09T301MER-G	9.7	9.525	3.97	4.4	<0.1	○	○	○
CCGT09T301ML-G	9.7	9.525	3.97	4.4	<0.1	●	○	○
CCGT09T301MR-G	9.7	9.525	3.97	4.4	<0.1	●	●	●
CCGT09T302ML-G	9.7	9.525	3.97	4.4	<0.2	●	○	○
CCGT09T302MR-G	9.7	9.525	3.97	4.4	<0.2	●	○	●

●标准库存Stock ○需预定Available upon Order

车削刀片(正型)  
Turning Inserts (Positive)



菱形80° 有孔  
Rhombic80°,with Hole



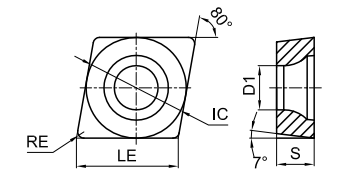
订货号 Ordering code	尺寸 Dimension(mm)					涂层硬质合金 Coated		
	LE	IC	S	D1	RE	GAT7115	GAT7120	GAT7125
CCGT060201EL-G	6.5	6.35	2.38	2.8	0.1		○	
CCGT060201ER-G	6.5	6.35	2.38	2.8	0.1		○	
CCGT060201L-G	6.5	6.35	2.38	2.8	0.1		○	
CCGT060201R-G	6.5	6.35	2.38	2.8	0.1		○	
CCGT060202EL-G	6.5	6.35	2.38	2.8	0.2		●	
CCGT060202ER-G	6.5	6.35	2.38	2.8	0.2		●	
CCGT060202L-G	6.5	6.35	2.38	2.8	0.2		●	
CCGT060202R-G	6.5	6.35	2.38	2.8	0.2		●	
CCGT060204EL-G	6.5	6.35	2.38	2.8	0.4		●	
CCGT060204ER-G	6.5	6.35	2.38	2.8	0.4		●	
CCGT060204L-G	6.5	6.35	2.38	2.8	0.4		○	
CCGT060204R-G	6.5	6.35	2.38	2.8	0.4		○	
CCGT09T301EL-G	9.7	9.525	3.97	4.4	0.1		●	
CCGT09T301ER-G	9.7	9.525	3.97	4.4	0.1		●	
CCGT09T301L-G	9.7	9.525	3.97	4.4	0.1		●	
CCGT09T301R-G	9.7	9.525	3.97	4.4	0.1		●	
CCGT09T302EL-G	9.7	9.525	3.97	4.4	0.2		●	
CCGT09T302ER-G	9.7	9.525	3.97	4.4	0.2		●	
CCGT09T302L-G	9.7	9.525	3.97	4.4	0.2		●	
CCGT09T302R-G	9.7	9.525	3.97	4.4	0.2		●	
CCGT09T304EL-G	9.7	9.525	3.97	4.4	0.4		●	
CCGT09T304ER-G	9.7	9.525	3.97	4.4	0.4		●	
CCGT09T304L-G	9.7	9.525	3.97	4.4	0.4		●	
CCGT09T304R-G	9.7	9.525	3.97	4.4	0.4		○	

●标准库存Stock ○需预定Available upon Order

车削刀片(正型)  
Turning Inserts (Positive)



菱形80° 有孔  
Rhombic80°,with Hole



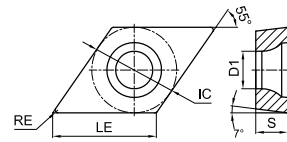
订货号 Ordering code	尺寸 Dimension(mm)					涂层硬质合金 Coated		
	LE	IC	S	D1	RE	GAT7115	GAT7120	GAT7125
CCGT0602005M-BF	6.5	6.35	2.38	2.8	<0.05		○	
CCGT060201M-BF	6.5	6.35	2.38	2.8	<0.1		●	●
CCGT060202M-BF	6.5	6.35	2.38	2.8	<0.2		●	●
CCGT09T301M-BF	9.7	9.525	3.97	4.4	<0.1		●	●
CCGT09T302M-BF	9.7	9.525	3.97	4.4	<0.2		●	●
CCGT09T304M-BF	9.7	9.525	3.97	4.4	<0.4		●	●
CCGT060201M-BK	6.5	6.35	2.38	2.8	<0.1		●	●
CCGT060202M-BK	6.5	6.35	2.38	2.8	<0.2		●	●
CCGT09T301M-BK	9.7	9.525	3.97	4.4	<0.1		●	●
CCGT09T302M-BK	9.7	9.525	3.97	4.4	<0.2		●	●
CCGT09T304M-BK	9.7	9.525	3.97	4.4	<0.4		●	●

●标准库存Stock ○需预定Available upon Order

车削刀片(正型)  
Turning Inserts (Positive)

**DC** □ □

菱形55° 有孔  
Rhombic55°,with Hole



订货号 Ordering code	尺寸 Dimension(mm)					涂层硬质合金 Coated		
	LE	IC	S	D1	RE	GAT7115	GAT7120	GAT7125
DCGT0702005ML-P	7.8	6.35	2.38	2.8	<0.05	○	○	○
DCGT0702005MR-P	7.8	6.35	2.38	2.8	<0.05	○	●	○
DCGT070201ML-P	7.8	6.35	2.38	2.8	<0.1	○	○	○
DCGT070201MR-P	7.8	6.35	2.38	2.8	<0.1	○	○	○
DCGT11T3005ML-P	11.6	9.525	3.97	4.4	<0.05	○	○	○
DCGT11T3005MR-P	11.6	9.525	3.97	4.4	<0.05	○	●	○
DCGT11T302MR-P	11.6	9.525	3.97	4.4	<0.2	●	○	●
DCGT0702003L-P	7.8	6.35	2.38	2.8	0.03	○	○	○
DCGT0702003R-P	7.8	6.35	2.38	2.8	0.03	○	○	○
DCGT070201L-P	7.8	6.35	2.38	2.8	0.1	○	○	○
DCGT070201R-P	7.8	6.35	2.38	2.8	0.1	○	●	○
DCGT070202L-P	7.8	6.35	2.38	2.8	0.2	○	○	○
DCGT070202R-P	7.8	6.35	2.38	2.8	0.2	○	●	○
DCGT070204L-P	7.8	6.35	2.38	2.8	0.4	○	●	○
DCGT070204R-P	7.8	6.35	2.38	2.8	0.4	○	○	○
DCGT11T3003L-P	11.6	9.525	3.97	4.4	0.03	○	○	○
DCGT11T3003R-P	11.6	9.525	3.97	4.4	0.03	○	○	○
DCGT11T301L-P	11.6	9.525	3.97	4.4	0.1	○	○	○
DCGT11T301R-P	11.6	9.525	3.97	4.4	0.1	○	●	○
DCGT11T302L-P	11.6	9.525	3.97	4.4	0.2	○	●	○
DCGT11T302R-P	11.6	9.525	3.97	4.4	0.2	○	●	○
DCGT11T304L-P	11.6	9.525	3.97	4.4	0.4	○	●	○
DCGT11T304R-P	11.6	9.525	3.97	4.4	0.4	○	●	○

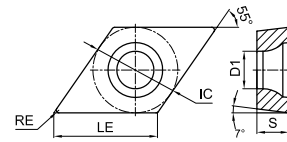
●标准库存Stock ○需预定Available upon Order



车削刀片(正型)  
Turning Inserts (Positive)

**DC** □ □

菱形55° 有孔  
Rhombic55°,with Hole



订货号 Ordering code	尺寸 Dimension(mm)					涂层硬质合金 Coated		
	LE	IC	S	D1	RE	GAT7115	GAT7120	GAT7125
DCGT0702005ML-G	7.8	6.35	2.38	2.8	<0.05	○	○	○
DCGT0702005MR-G	7.8	6.35	2.38	2.8	<0.05	●	●	○
DCGT070201MEL-G	7.8	6.35	2.38	2.8	<0.1	○	○	○
DCGT070201MER-G	7.8	6.35	2.38	2.8	<0.1	○	○	○
DCGT070201ML-G	7.8	6.35	2.38	2.8	<0.1	○	○	○
DCGT070201MR-G	7.8	6.35	2.38	2.8	<0.1	●	○	○
DCGT11T3005ML-G	11.6	9.525	3.97	4.4	<0.05	○	○	○
DCGT11T3005MR-G	11.6	9.525	3.97	4.4	<0.05	○	●	○
DCGT11T301MEL-G	11.6	9.525	3.97	4.4	<0.1	○	○	○
DCGT11T301MER-G	11.6	9.525	3.97	4.4	<0.1	○	○	○
DCGT11T301ML-G	11.6	9.525	3.97	4.4	<0.1	○	○	○
DCGT11T301MR-G	11.6	9.525	3.97	4.4	<0.1	●	●	●
DCGT11T302MER-G	11.6	9.525	3.97	4.4	<0.2	○	○	●
DCGT11T302MR-G	11.6	9.525	3.97	4.4	<0.2	●	○	●
DCGT070201L-G	7.8	6.35	2.38	2.8	0.1	○	○	○
DCGT070201R-G	7.8	6.35	2.38	2.8	0.1	○	●	○
DCGT070202R-G	7.8	6.35	2.38	2.8	0.2	○	●	○
DCGT070202R-G	7.8	6.35	2.38	2.8	0.2	○	○	○
DCGT11T301EL-G	11.6	9.525	3.97	4.4	0.1	○	●	○
DCGT11T301ER-G	11.6	9.525	3.97	4.4	0.1	○	●	○
DCGT11T301L-G	11.6	9.525	3.97	4.4	0.1	○	●	○
DCGT11T301R-G	11.6	9.525	3.97	4.4	0.1	○	●	○
DCGT11T302EL-G	11.6	9.525	3.97	4.4	0.2	○	●	○
DCGT11T302ER-G	11.6	9.525	3.97	4.4	0.2	○	●	○
DCGT11T302L-G	11.6	9.525	3.97	4.4	0.2	○	●	○
DCGT11T302R-G	11.6	9.525	3.97	4.4	0.2	○	●	○
DCGT11T304EL-G	11.6	9.525	3.97	4.4	0.4	○	○	○
DCGT11T304ER-G	11.6	9.525	3.97	4.4	0.4	○	●	○

●标准库存Stock ○需预定Available upon Order

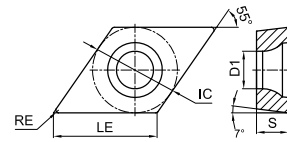




车削刀片(正型)  
Turning Inserts (Positive)

**DC** □ □

菱形55°有孔  
Rhombic 55°, with Hole



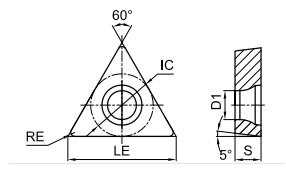
订货号 Ordering code	尺寸 Dimension(mm)					涂层硬质合金 Coated		
	LE	IC	S	D1	RE	GAT7115	GAT7120	GAT7125
	DCGT070201M-AF	7.8	6.35	2.38	2.8	<0.1	●	●
	DCGT11T301M-AF	11.6	9.525	3.97	4.4	<0.1	○	●
	DCGT11T301M-AK	11.6	9.525	3.97	4.4	<0.1	●	●
	DCGT11T302M-AK	11.6	9.525	3.97	4.4	<0.2	●	●
	DCGT070201M-BF	7.8	6.35	2.38	2.8	<0.1	●	●
	DCGT070202M-BF	7.8	6.35	2.38	2.8	<0.2	●	●
	DCGT070204M-BF	7.8	6.35	2.38	2.8	<0.4	●	●
	DCGT11T301M-BF	11.6	9.525	3.97	4.4	<0.1	●	●
	DCGT11T302M-BF	11.6	9.525	3.97	4.4	<0.2	●	●
	DCGT11T304M-BF	11.6	9.525	3.97	4.4	<0.4	●	●
	DCGT070201M-BK	7.8	6.35	2.38	2.8	<0.1	●	●
	DCGT070202M-BK	7.8	6.35	2.38	2.8	<0.2	●	●
	DCGT11T301M-BK	11.6	9.525	3.97	4.4	<0.1	●	●
	DCGT11T302M-BK	11.6	9.525	3.97	4.4	<0.2	●	●
	DCGT11T304M-BK	11.6	9.525	3.97	4.4	<0.4	●	●
	DCGT11T301M-MM	11.6	9.525	3.97	4.4	<0.1	●	●
	DCGT11T302M-MM	11.6	9.525	3.97	4.4	<0.2	●	●
DCGT11T304M-MM	11.6	9.525	3.97	4.4	<0.4	●	●	

●标准库存Stock ○需预定Available upon Order

车削刀片(正型)  
Turning Inserts (Positive)

**TB** □ □

三角形60°有孔  
Triangle 60°, with Hole



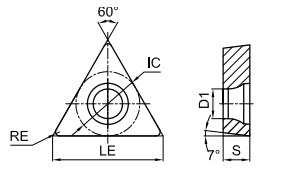
订货号 Ordering code	尺寸 Dimension(mm)					涂层硬质合金 Coated		
	LE	IC	S	D1	RE	GAT7115	GAT7120	GAT7125
	TBGT060102L-P	6.9	3.97	1.59	2.3	0.2	●	
	TBGT060104L-P	6.9	3.97	1.59	2.3	0.4	●	

●标准库存Stock ○需预定Available upon Order

车削刀片(正型)  
Turning Inserts (Positive)

**TC** □ □

三角形60°有孔  
Triangle 60°, with Hole



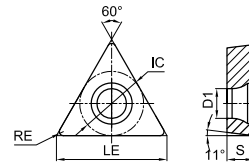
订货号 Ordering code	尺寸 Dimension(mm)					涂层硬质合金 Coated		
	LE	IC	S	D1	RE	GAT7115	GAT7120	GAT7125
	TCGT060102L-P	6.9	3.97	1.59	2.3	0.2	●	
	TCGT060104L-P	6.9	3.97	1.59	2.3	0.4	●	
	TCGT080202L-P	8.2	4.76	2.38	2.3	0.2	●	
	TCGT080204L-P	8.2	4.76	2.38	2.3	0.4	●	
	TCGT110202L-P	11	6.35	2.38	2.8	0.2	●	
	TCGT110204L-P	11	6.35	2.38	2.8	0.4	●	
	TCGT0802005ML-G	8.2	4.76	2.38	2.3	<0.05	○	○
	TCGT0802005MR-G	8.2	4.76	2.38	2.3	<0.05	○	○
	TCGT080201ML-G	8.2	4.76	2.38	2.3	<0.1	○	○
	TCGT080201MR-G	8.2	4.76	2.38	2.3	<0.1	○	○
	TCGT1103005ML-G	11	6.35	3.18	2.8	<0.05	○	●
	TCGT1103005MR-G	11	6.35	3.18	2.8	<0.05	○	●
	TCGT080202L-G	8.2	4.76	2.38	2.3	0.2		○
	TCGT080204L-G	8.2	4.76	2.38	2.3	0.4		○
	TCGT110301L-G	11	6.35	3.18	2.8	0.1		○
	TCGT110302L-G	11	6.35	3.18	2.8	0.2		○
TCGT110304L-G	11	6.35	3.18	2.8	0.4		●	

●标准库存Stock ○需预定Available upon Order

车削刀片(正型)  
Turning Inserts (Positive)

**TP**□□

三角形60°有孔  
Triangle 60°, with Hole



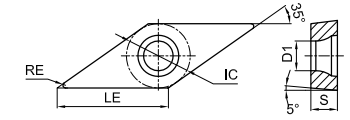
订货号 Ordering code	尺寸 Dimension(mm)					涂层硬质合金 Coated			
	LE	IC	S	D1	RE	GAT7115	GAT7120	GAT7125	
	TPGH1103005ML-P	11	6.35	3.18	3.4	<0.05	○	●	○
	TPGH090202L-P	9.6	5.56	2.38	2.5	0.2		●	
	TPGH090204L-P	9.6	5.56	2.38	2.5	0.4		●	
	TPGH110301L-P	11	6.35	3.18	3.4	0.1	●	●	
	TPGH110302L-P	11	6.35	3.18	3.4	0.2	●	●	
	TPGH110304L-P	11	6.35	3.18	3.4	0.4		●	
	TPGT080202L-P	8.2	4.76	2.38	2.3	0.2		●	
	TPGT080202R-P	8.2	4.76	2.38	2.3	0.2		○	
	TPGT080204L-P	8.2	4.76	2.38	2.3	0.4		●	
	TPGT080204R-P	8.2	4.76	2.38	2.3	0.4		○	
	TPGT080201L-G	8.2	4.76	2.38	2.3	0.1		○	
	TPGT080202L-G	8.2	4.76	2.38	2.3	0.2		○	
	TPGT080204L-G	8.2	4.76	2.38	2.3	0.4		○	

●标准库存Stock ○需预定Available upon Order

车削刀片(正型)  
Turning Inserts (Positive)

**VB**□□

菱形35°有孔  
Rhombic 35°, with Hole



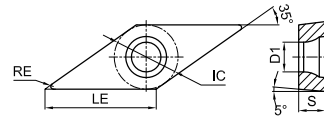
订货号 Ordering code	尺寸 Dimension(mm)					涂层硬质合金 Coated			
	LE	IC	S	D1	RE	GAT7115	GAT7120	GAT7125	
	VBGT1103005ML-P	11.2	6.35	3.18	2.8	<0.05	○	○	○
	VBGT1103005MR-P	11.2	6.35	3.18	2.8	<0.05	●	●	●
	VBGT110301ML-P	11.2	6.35	3.18	2.8	<0.1	●	○	●
	VBGT110301MR-P	11.2	6.35	3.18	2.8	<0.1	●	○	●
	VBGT110302ML-P	11.2	6.35	3.18	2.8	<0.2	○	○	●
	VBGT110302MR-P	11.2	6.35	3.18	2.8	<0.2	●	○	●
	VBGT1103003L-P	11.2	6.35	3.18	2.8	0.03		○	
	VBGT1103003R-P	11.2	6.35	3.18	2.8	0.03		●	
	VBGT110301L-P	11.2	6.35	3.18	2.8	0.1		●	
	VBGT110301R-P	11.2	6.35	3.18	2.8	0.1		●	
	VBGT110302L-P	11.2	6.35	3.18	2.8	0.2		●	
	VBGT110302R-P	11.2	6.35	3.18	2.8	0.2		●	
	VBGT110304L-P	11.2	6.35	3.18	2.8	0.4		○	
	VBGT110304R-P	11.2	6.35	3.18	2.8	0.4		●	
	VBGT1103005ML-G	11.2	6.35	3.18	2.8	<0.05	○	●	○
	VBGT1103005MR-G	11.2	6.35	3.18	2.8	<0.05	●	●	●
	VBGT110301L-G	11.2	6.35	3.18	2.8	0.1		●	
	VBGT110301R-G	11.2	6.35	3.18	2.8	0.1		●	
	VBGT110302EL-G	11.2	6.35	3.18	2.8	0.2		○	
	VBGT110302ER-G	11.2	6.35	3.18	2.8	0.2		○	
	VBGT110302R-G	11.2	6.35	3.18	2.8	0.2		○	
	VBGT110304EL-G	11.2	6.35	3.18	2.8	0.4		●	
VBGT110304ER-G	11.2	6.35	3.18	2.8	0.4		●		

●标准库存Stock ○需预定Available upon Order

车削刀片(正型)  
Turning Inserts (Positive)

**VB** □ □

菱形35° 有孔  
Rhombic35°,with Hole



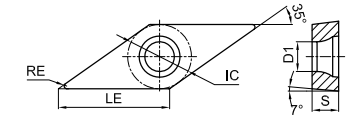
订货号 Ordering code	尺寸 Dimension(mm)					涂层硬质合金 Coated			
	LE	IC	S	D1	RE	GAT7115	GAT7120	GAT7125	
	VBGT1103005ML-S	11.2	6.35	3.18	2.8	<0.05	○	○	○
	VBGT1103005MR-S	11.2	6.35	3.18	2.8	<0.05	●	●	●
	VBGT110301ML-S	11.2	6.35	3.18	2.8	<0.1	●	○	○
	VBGT110301MR-S	11.2	6.35	3.18	2.8	<0.1	●	○	●
	VBGT110302ML-S	11.2	6.35	3.18	2.8	<0.2	●	○	●
	VBGT110302MR-S	11.2	6.35	3.18	2.8	<0.2	●	○	●
	VBGT110301L-S	11.2	6.35	3.18	2.8	0.1		●	
	VBGT110301R-S	11.2	6.35	3.18	2.8	0.1		●	
	VBGT110302L-S	11.2	6.35	3.18	2.8	0.2		●	
	VBGT110302R-S	11.2	6.35	3.18	2.8	0.2		●	
	VBGT110304L-S	11.2	6.35	3.18	2.8	0.4		●	
	VBGT110304R-S	11.2	6.35	3.18	2.8	0.4		●	
	VBGT160402L-S	16.6	9.525	4.76	4.4	0.2		○	
	VBGT160402R-S	16.6	9.525	4.76	4.4	0.2		○	
	VBGT160404L-S	16.6	9.525	4.76	4.4	0.4		●	
	VBGT160404R-S	16.6	9.525	4.76	4.4	0.4		●	
	VBGT110301M-AF	11.2	6.35	3.18	2.8	<0.1	●		○
	VBGT110301M-BF	11.2	6.35	3.18	2.8	<0.1	●		●
	VBGT110302M-BF	11.2	6.35	3.18	2.8	<0.2	●		●
	VBGT110301M-BK	11.2	6.35	3.18	2.8	<0.1	●		●
	VBGT110302M-BK	11.2	6.35	3.18	2.8	<0.2	●		●
	VBGT110304M-BK	11.2	6.35	3.18	2.8	<0.4	●		●
	VBGT110302M-MM	11.2	6.35	3.18	2.8	<0.2	○		○
	VBGT110304M-MM	11.2	6.35	3.18	2.8	<0.4	●		○

●标准库存Stock ○需预定Available upon Order

车削刀片(正型)  
Turning Inserts (Positive)

**VC** □ □

菱形35° 有孔  
Rhombic35°,with Hole



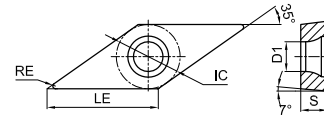
订货号 Ordering code	尺寸 Dimension(mm)					涂层硬质合金 Coated				
	LE	IC	S	D1	RE	GAT7115	GAT7120	GAT7125		
	VCGT1103005ML-P	11.2	6.35	3.18	2.8	<0.05	○	○	○	
	VCGT1103005MR-P	11.2	6.35	3.18	2.8	<0.05	○	○	○	
	VCGT110301ML-P	11.2	6.35	3.18	2.8	<0.1	○	○	○	
	VCGT110301MR-P	11.2	6.35	3.18	2.8	<0.1	○	○	●	
	VCGT1103003L-P	11.2	6.35	3.18	2.8	0.03		○		
	VCGT1103003R-P	11.2	6.35	3.18	2.8	0.03		○		
	VCGT110301L-P	11.2	6.35	3.18	2.8	0.1		○		
	VCGT110301R-P	11.2	6.35	3.18	2.8	0.1		○		
	VCGT110302L-P	11.2	6.35	3.18	2.8	0.2		○		
	VCGT110302R-P	11.2	6.35	3.18	2.8	0.2		○		
	VCGT110304L-P	11.2	6.35	3.18	2.8	0.4		○		
	VCGT110304R-P	11.2	6.35	3.18	2.8	0.4		○		
		VCGT1103005MR-G	11.2	6.35	3.18	2.8	<0.05	●	●	●
		VCGT110302R-G	11.2	6.35	3.18	2.8	0.2		○	
		VCGT1103005ML-S	11.2	6.35	3.18	2.8	<0.05	○	○	○
		VCGT1103005MR-S	11.2	6.35	3.18	2.8	<0.05	○	○	○
VCGT1103003R-S		11.2	6.35	3.18	2.8	0.03		○		
VCGT110301L-S		11.2	6.35	3.18	2.8	0.1		●		
VCGT110301R-S		11.2	6.35	3.18	2.8	0.1		●		
VCGT110302L-S		11.2	6.35	3.18	2.8	0.2		○		
VCGT110302R-S	11.2	6.35	3.18	2.8	0.2		●			










●标准库存Stock ○需预定Available upon Order

车削刀片(正型)  
Turning Inserts (Positive)

**VC** □ □

菱形35° 有孔  
Rhombic35°,with Hole



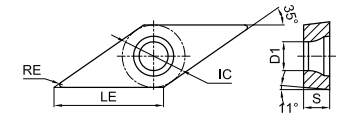
订货号 Ordering code	尺寸 Dimension(mm)					涂层硬质合金 Coated		
	LE	IC	S	D1	RE	GAT7115	GAT7120	GAT7125
 VCGT110301M-AF	11.2	6.35	3.18	2.8	<0.1	●		●
 VCGT080202M-BF	8.3	4.76	2.38	2.3	<0.2	●		●
 VCGT110301M-BF	11.2	6.35	3.18	2.8	<0.1	●		●
 VCGT110302M-BF	11.2	6.35	3.18	2.8	<0.2	●		●
 VCGT110301M-BK	11.2	6.35	3.18	2.8	<0.1	●		●
 VCGT110302M-BK	11.2	6.35	3.18	2.8	<0.2	●		●
 VCGT110304M-BK	11.2	6.35	3.18	2.8	<0.4	●		●
 VCGT110302M-MM	11.2	6.35	3.18	2.8	<0.2	●		●
 VCGT110304M-MM	11.2	6.35	3.18	2.8	<0.4	●		●


















●标准库存Stock ○需预定Available upon Order

车削刀片(正型)  
Turning Inserts (Positive)

**VP** □ □

菱形35° 有孔  
Rhombic35°,with Hole



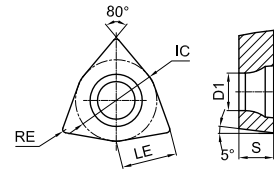
订货号 Ordering code	尺寸 Dimension(mm)					涂层硬质合金 Coated		
	LE	IC	S	D1	RE	GAT7115	GAT7120	GAT7125
 VPGT1103005ML-P	11.2	6.35	3.18	2.8	<0.05	○	○	○
 VPGT1103005MR-P	11.2	6.35	3.18	2.8	<0.05	●	○	○
 VPGT110301ML-P	11.2	6.35	3.18	2.8	<0.1	○	○	○
 VPGT110301MR-P	11.2	6.35	3.18	2.8	<0.1	●	○	●
 VPGT110302ML-P	11.2	6.35	3.18	2.8	<0.2	○	○	○
 VPGT110302MR-P	11.2	6.35	3.18	2.8	<0.2	●	○	●
 VPGT1103003L-P	11.2	6.35	3.18	2.8	0.03		○	
 VPGT1103003R-P	11.2	6.35	3.18	2.8	0.03		●	
 VPGT110301L-P	11.2	6.35	3.18	2.8	0.1		○	
 VPGT110301R-P	11.2	6.35	3.18	2.8	0.1		●	
 VPGT110302L-P	11.2	6.35	3.18	2.8	0.2		●	
 VPGT110302R-P	11.2	6.35	3.18	2.8	0.2		●	
 VPGT1103005ML-G	11.2	6.35	3.18	2.8	<0.05	○	○	○
 VPGT1103005MR-G	11.2	6.35	3.18	2.8	<0.05	○	○	○
 VPGT110301L-G	11.2	6.35	3.18	2.8	0.1		○	
 VPGT110301R-G	11.2	6.35	3.18	2.8	0.1		●	
 VPGT110302R-G	11.2	6.35	3.18	2.8	0.2	●	●	●

●标准库存Stock ○需预定Available upon Order

车削刀片(正型)  
Turning Inserts (Positive)

**WB** □ □

六边形80° 有孔  
Hexagon 80°, with Hole



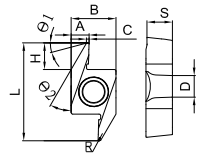
订货号 Ordering code	尺寸 Dimension(mm)					涂层硬质合金 Coated		
	LE	IC	S	D1	RE	GAT7115	GAT7120	GAT7125
	WBG020101L-P	2.5	3.97	1.62	2.3	0.1		○
	WBG020102L-P	2.5	3.97	1.62	2.3	0.2		●
	WBG020104L-P	2.5	3.97	1.62	2.3	0.4		●
	WBGTL30202L-P	3.2	4.76	2.38	2.3	0.2		○
	WBGTL30204L-P	3.2	4.76	2.38	2.3	0.4		○

●标准库存Stock ○需预定Available upon Order

背车刀片  
Back Turning Inserts

**GSAB** □ □

平装背车刀片  
Back Turning Inserts



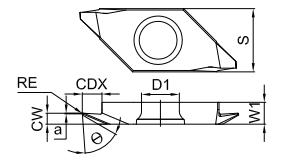
订货号 Ordering code	尺寸 Dimension(mm)										涂层硬质合金 Coated			
	A	B	C	D	H	L	R	S	Ø1	Ø2	GAT7115	GAT7120	GAT7125	
	GSAB15R4025005	2.8	7.0	0.4	3.4	4.3	15.5	0.05	3.97	15°	30°	●	●	●
	GSAB15R4025005M	2.8	7.0	0.4	3.4	4.3	15.5	<0.05	3.97	15°	30°	●	●	●
	GSAB15R4025015	2.8	7.0	0.4	3.4	4.2	15.4	0.15	3.97	15°	30°	●	●	●
	GSAB15R4025015M	2.8	7.0	0.4	3.4	4.2	15.4	<0.15	3.97	15°	30°	●	●	●
	GSAB15R4045005	4.7	7.0	0.65	3.4	4.3	15.5	0.05	3.97	15°	45°	○	●	○
	GSAB15R4045005M	4.7	7.0	0.65	3.4	4.3	15.5	<0.05	3.97	15°	45°	○	●	○
	GSAB15R4045015	4.7	7.0	0.65	3.4	4.2	15.4	0.15	3.97	15°	45°	●	●	○
	GSAB15R4045015M	4.7	7.0	0.65	3.4	4.2	15.4	<0.15	3.97	15°	45°	●	●	○
	GSAB23R5045005	4.7	7.0	0.55	3.4	5.3	23.5	0.05	3.97	15°	40°	○	●	○
	GSAB23R5045005M	4.7	7.0	0.55	3.4	5.3	23.5	<0.05	3.97	15°	40°	○	●	○
	GSAB23R5045015	4.7	7.0	0.55	3.4	5.2	23.4	0.15	3.97	15°	40°	●	●	○
	GSAB23R5045015M	4.7	7.0	0.55	3.4	5.2	23.4	<0.15	3.97	15°	40°	●	●	○

●标准库存Stock ○需预定Available upon Order

背车刀片  
Back Turning Inserts

**GSTB** □ □

立装背车刀片  
Back Turning Inserts



订货号 Ordering code	尺寸 Dimension(mm)								涂层硬质合金 Coated			
	CW	CDX	a	Ø	RE	D1	W1	S	GAT7115	GAT7120	GAT7125	
	GSTB3R15005M	1.5	2.7	0.25	56°	<0.05	5.2	3.0	8.7	●	●	○
	GSTB3R15010M	1.5	2.7	0.25	56°	<0.10	5.2	3.0	8.7	○	●	○
	GSTB3R28005M	2.8	4.6	0.3	56°	<0.05	5.2	3.0	8.7	●	○	○
	GSTB3R28010M	2.8	4.6	0.3	56°	<0.10	5.2	3.0	8.7	○	●	○
	GSTB4R38005M	3.8	6.3	0.3	56°	<0.05	5.2	4.0	9.5	●	○	○
	GSTB4R38010M	3.8	6.3	0.3	56°	<0.10	5.2	4.0	9.5	●	○	○

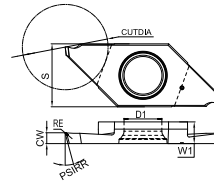
●标准库存Stock ○需预定Available upon Order



切断切槽刀片  
Parting and Grooving Inserts

**GSTC** □ □

切断加工刀片  
Parting Inserts



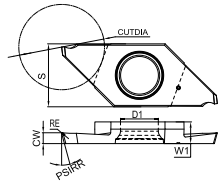
订货号 Ordering code	尺寸 Dimension(mm)							涂层硬质合金 Coated	
	CW	CUTDIA	RE	W1	S	D1	PSIRR	GAT7115	GAT7125
GSTC3L100N-N	1	12	0	3	8.7	5	0°	○	○
GSTC3R100N-N	1	12	0	3	8.7	5	0°	○	○
GSTC3L150N-N	1.5	12	0	3	8.7	5	0°	○	○
GSTC3R150N-N	1.5	12	0	3	8.7	5	0°	○	○
GSTC3L200N-N	2	12	0	3	8.7	5	0°	○	○
GSTC3R200N-N	2	12	0	3	8.7	5	0°	○	○
GSTC3L100R20-N	1	12	0	3	8.7	5	20°	○	○
GSTC3R100R20-N	1	12	0	3	8.7	5	20°	○	○
GSTC3L150R20-N	1.5	12	0	3	8.7	5	20°	○	○
GSTC3R150R20-N	1.5	12	0	3	8.7	5	20°	○	○
GSTC3L200R20-N	2	12	0	3	8.7	5	20°	○	○
GSTC3R200R20-N	2	12	0	3	8.7	5	20°	○	○
GSTC4L150N-N	1.5	16	0	3	9.5	5	0°	○	○
GSTC4R150N-N	1.5	16	0	3	9.5	5	0°	○	○
GSTC4L200N-N	2	16	0	3	9.5	5	0°	○	○
GSTC4R200N-N	2	16	0	3	9.5	5	0°	○	○
GSTC4L150R20-N	1.5	16	0	3	9.5	5	20°	○	○
GSTC4R150R20-N	1.5	16	0	3	9.5	5	20°	○	○
GSTC4L200R20-N	2	16	0	3	9.5	5	20°	○	○
GSTC4R200R20-N	2	16	0	3	9.5	5	20°	○	○

●标准库存Stock ○需预定Available upon Order

切断切槽刀片  
Parting and Grooving Inserts

**GSTC** □ □

切断加工刀片  
Parting Inserts



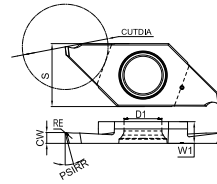
订货号 Ordering code	尺寸 Dimension(mm)							涂层硬质合金 Coated	
	CW	CUTDIA	RE	W1	S	D1	PSIRR	GAT7115	GAT7125
GSTC3L100N-T	1	12	0.08	3	8.7	5	0°	○	●
GSTC3R100N-T	1	12	0.08	3	8.7	5	0°	●	●
GSTC3L150N-T	1.5	12	0.08	3	8.7	5	0°	○	●
GSTC3R150N-T	1.5	12	0.08	3	8.7	5	0°	●	○
GSTC3L200N-T	2	12	0.08	3	8.7	5	0°	○	○
GSTC3R200N-T	2	12	0.08	3	8.7	5	0°	●	○
GSTC3L100R16-T	1	12	0.08	3	8.7	5	16°	○	●
GSTC3R100R16-T	1	12	0.08	3	8.7	5	16°	●	●
GSTC3L150R16-T	1.5	12	0.08	3	8.7	5	16°	○	○
GSTC3R150R16-T	1.5	12	0.08	3	8.7	5	16°	●	●
GSTC3L200R16-T	2	12	0.08	3	8.7	5	16°	○	○
GSTC3R200R16-T	2	12	0.08	3	8.7	5	16°	●	○
GSTC4L150N-T	1.5	16	0.08	4	9.5	5	0°	○	○
GSTC4R150N-T	1.5	16	0.08	4	9.5	5	0°	●	○
GSTC4L200N-T	2	16	0.08	4	9.5	5	0°	○	○
GSTC4R200N-T	2	16	0.08	4	9.5	5	0°	○	○
GSTC4L150R16-T	1.5	16	0.08	4	9.5	5	16°	○	○
GSTC4R150R16-T	1.5	16	0.08	4	9.5	5	16°	○	○
GSTC4L200R16-T	2	16	0.08	4	9.5	5	16°	○	○
GSTC4R200R16-T	2	16	0.08	4	9.5	5	16°	○	●

●标准库存Stock ○需预定Available upon Order

切断切槽刀片  
Parting and Grooving Inserts

**GSTC** □ □

切断加工刀片  
Parting Inserts



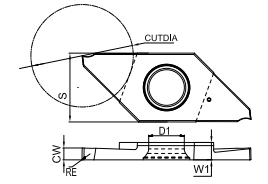
订货号 Ordering code	尺寸 Dimension(mm)							涂层硬质合金 Coated	
	CW	CUTDIA	RE	W1	S	D1	PSIRR	GAT7115	GAT7125
GSTC3L100N-U	1	12	0.03	3	8.7	5	0°	○	○
GSTC3R100N-U	1	16	0.03	3	8.7	5	0°	●	○
GSTC3L125N-U	1.25	12	0.03	3	8.7	5	0°	○	●
GSTC3R125N-U	1.25	16	0.03	3	8.7	5	0°	○	●
GSTC3L150N-U	1.5	12	0.03	3	8.7	5	0°	●	○
GSTC3R150N-U	1.5	12	0.03	3	8.7	5	0°	●	●
GSTC3L200N-U	2	12	0.03	3	8.7	5	0°	○	○
GSTC3R200N-U	2	12	0.03	3	8.7	5	0°	●	●
GSTC3L100R16-U	1	12	0.03	3	8.7	5	0°	●	●
GSTC3R100R16-U	1	16	0.03	3	8.7	5	16°	●	●
GSTC3L125R16-U	1.25	12	0.03	3	8.7	5	16°	○	○
GSTC3R125R16-U	1.25	16	0.03	3	8.7	5	16°	○	●
GSTC3L150R16-U	1.5	12	0.03	3	8.7	5	16°	○	○
GSTC3R150R16-U	1.5	12	0.03	3	8.7	5	16°	●	○
GSTC3L200R16-U	2	12	0.03	3	8.7	5	16°	○	○
GSTC3R200R16-U	2	12	0.03	3	8.7	5	16°	●	●
GSTC4L150N-U	1.5	16	0.05	4	9.5	5	0°	●	○
GSTC4R150N-U	1.5	16	0.05	4	9.5	5	0°	●	●
GSTC4L200N-U	2	16	0.05	4	9.5	5	0°	○	○
GSTC4R200N-U	2	16	0.05	4	9.5	5	0°	○	●
GSTC4L150R16-U	1.5	16	0.05	4	9.5	5	16°	○	○
GSTC4R150R16-U	1.5	16	0.05	4	9.5	5	16°	●	○
GSTC4L200R16-U	2	16	0.05	4	9.5	5	16°	●	○
GSTC4R200R16-U	2	16	0.05	4	9.5	5	16°	●	○

●标准库存Stock ○需预定Available upon Order

切断切槽刀片  
Parting and Grooving Inserts

**GSTS** □ □

切断加工刀片  
Parting Inserts



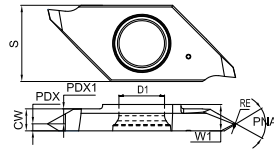
订货号 Ordering code	尺寸 Dimension(mm)								
	CW	CUTDIA	RE	W1	S	D1	PSIRR	GAT7115	GAT7125
GSTSA2L100N-U	1	6	0.05	2.2	8.7	4.4	0°	●	●
GSTSA2R100N-U	1	6	0.05	2.2	8.7	4.4	0°	○	○
GSTSA2L150N-U	1.5	9	0.05	2.2	8.7	4.4	0°	●	○
GSTSA2R150N-U	1.5	9	0.05	2.2	8.7	4.4	0°	○	●
GSTSA2L200N-U	2	12	0.05	2.2	8.7	4.4	0°	○	○
GSTSA2R200N-U	2	12	0.05	2.2	8.7	4.4	0°	○	○
GSTSB2L150N-U	1.5	14	0.05	2.2	9.5	4.4	0°	○	○
GSTSB2R150N-U	1.5	14	0.05	2.2	9.5	4.4	0°	○	○
GSTSB2L200N-U	2	16	0.05	2.2	9.5	4.4	0°	○	○
GSTSB2R200N-U	2	16	0.05	2.2	9.5	4.4	0°	○	○

●标准库存Stock ○需预定Available upon Order

螺纹车削刀片  
Threading Inserts

**GSTT** □ □

螺纹加工刀片  
Threading Insert



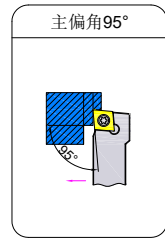
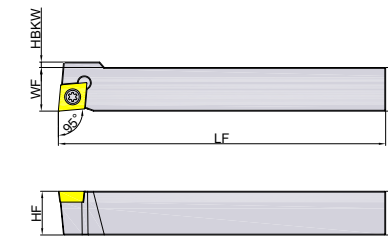
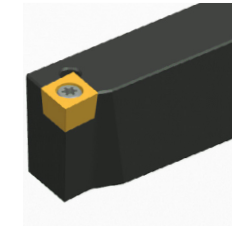
订货号 Ordering code	螺距		尺寸 Dimension(mm)									涂层硬质合金 Coated	
	mm	牙/英寸	W1	CW	S	D1	RE	PDX	PDX1	PNA	GAT7115	GAT7125	
GSTT3LA6000	0.2~0.6	64~48	3	2.5	8.7	5.2	-	2.1	0.4	60°	○	○	
GSTT3LB6000	0.2~0.6	64~48	3	2.5	8.7	5.2	-	0.4	2.1	60°	○	○	
GSTT3LA60005	0.5~1.25	48~24	3	2.5	8.7	5.2	0.05	1.7	0.8	60°	○	○	
GSTT3LB60005	0.5~1.25	48~24	3	2.5	8.7	5.2	0.05	0.8	1.7	60°	○	○	
GSTT3LN6001	1~1.5	24~18	3	2.5	8.7	5.2	0.1	1.25	1.25	60°	○	●	
GSTT3LA55005	-	40~16	3	2.5	8.7	5.2	0.05	1.7	0.8	55°	○	○	
GSTT3LB55005	-	40~16	3	2.5	8.7	5.2	0.05	0.8	1.7	55°	○	○	
GSTT3RA6000	0.2~0.6	64~48	3	2.5	8.7	5.2	-	0.4	2.1	60°	○	●	
GSTT3RB6000	0.2~0.6	64~48	3	2.5	8.7	5.2	-	2.1	0.4	60°	○	○	
GSTT3RA60005	0.5~1.25	48~24	3	2.5	8.7	5.2	0.05	0.8	1.7	60°	○	●	
GSTT3RB60005	0.2~0.6	48~24	3	2.5	8.7	5.2	0.05	1.7	0.8	60°	○	○	
GSTT3RN6001	1~1.5	24~18	3	2.5	8.7	5.2	0.1	1.25	1.25	60°	○	●	
GSTT3RA55005	-	40~16	3	2.5	8.7	5.2	0.05	0.8	1.7	55°	○	○	
GSTT3RB55005	-	40~16	3	2.5	8.7	5.2	0.05	1.7	0.8	55°	○	○	



●标准库存 Stock ○需预定 Available upon Order

小零件车刀杆-无偏头(正型)  
Turning Tool Holder for Small Parts -Unbiased Head(Positive)

**SCLCR/L-Z**

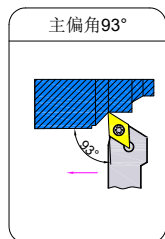
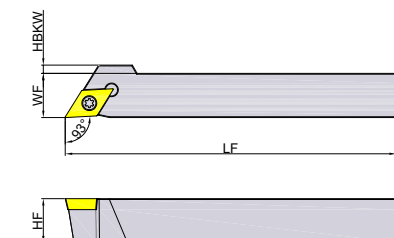



订货号 Ordering Code	尺寸 Dimension (mm)						匹配刀片 Insert	螺钉 Screw	扳手 Wrench	库存 Stock	
	H	B	LF	HF	WF	HBKW				R	L
SCLCR/L1010JK06Z	10	10	120	10	10	-	CC**060202	SI60M025065-03509	TT07P	●	●
SCLCR/L1010JK09Z	10	10	120	10	10	2.5	CC**09T302	SI60M040089-05313	TT15P	●	●
SCLCR/L1212JK09Z	12	12	120	12	12	-	CC**09T302	SI60M040089-05313	TT15P	●	●
SCLCR/L1616JK09Z	16	16	120	16	16	-	CC**09T302	SI60M040089-05313	TT15P	●	●

●标准库存 Stock ○需预定 Available upon Order

小零件车刀杆-无偏头(正型)  
Turning Tool Holder for Small Parts -Unbiased Head(Positive)

**SDJCR/L-Z**

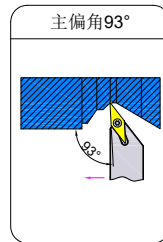
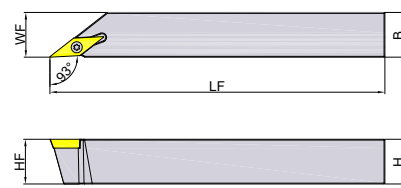



订货号 Ordering Code	尺寸 Dimension (mm)						匹配刀片 Insert	螺钉 Screw	扳手 Wrench	库存 Stock	
	H	B	LF	HF	WF	HBKW				R	L
SDJCR/L1010JK07Z	10	10	120	10	10	-	DC**070202	SI60M025065-03509	TT07P	●	●
SDJCR/L1010JK11Z	10	10	120	10	10	-	DC**11T302	SI60M040089-05313	TT15P	●	●
SDJCR/L1212JK11Z	12	12	120	12	12	-	DC**11T302	SI60M040089-05313	TT15P	●	●
SDJCR/L1616JK11Z	16	16	120	16	16	-	DC**11T302	SI60M040089-05313	TT15P	●	●

●标准库存 Stock ○需预定 Available upon Order

小零件车刀杆-无偏头(正型)  
Turning Tool Holder for Small Parts -Unbiased Head(Positive)

# SVJ\*R/L-Z

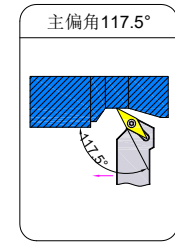
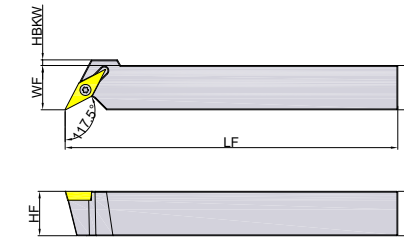
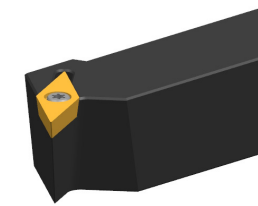


订货号 Ordering Code	尺寸 Dimension (mm)						匹配刀片 Insert	螺钉 Screw	扳手 Wrench	库存 Stock	
	H	B	LF	HF	WF	HBKW				R	L
SVJBR/L1010JK11Z	10	10	120	10	10	-	VB**110304	SI60M025065-03509	TT07P	●	●
SVJBR/L1212JK11Z	12	12	120	12	12	-	VB**110304	SI60M025065-03509	TT07P	●	●
SVJBR/L1616JK11Z	16	16	120	16	16	-	VB**110304	SI60M025065-03509	TT07P	●	●
SVJCR/L1010JK11Z	10	10	120	10	10	-	VC**110302	SI60M025065-03509	TT07P	●	●
SVJCR/L1212JK11Z	12	12	120	12	12	-	VC**110302	SI60M025065-03509	TT07P	●	●
SVJCR/L1616JK11Z	16	16	120	16	16	-	VC**110302	SI60M025065-03509	TT07P	●	●
SVJPR/L1212JK11Z	12	12	120	12	12	-	VP**110302	SI60M025065-03509	TT07P	●	●
SVJPR/L1616JK11Z	16	16	120	16	16	-	VP**110302	SI60M025065-03509	TT07P	●	●

●标准库存 Stock ○需预定 Available upon Order

小零件车刀杆-无偏头(正型)  
Turning Tool Holder for Small Parts -Unbiased Head(Positive)

# SVQ\*R-Z

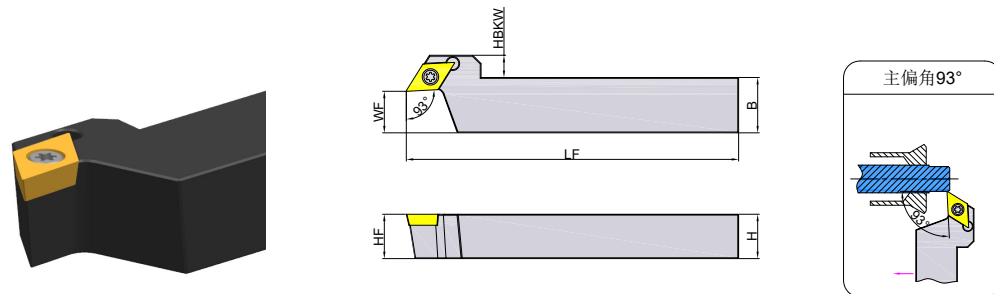


订货号 Ordering Code	尺寸 Dimension (mm)						匹配刀片 Insert	螺钉 Screw	扳手 Wrench	库存 Stock	
	H	B	LF	HF	WF	HBKW				R	L
SVQCR1010JK11Z	10	10	120	10	10	8	VC**110302	SI60M025065-03509	TT07P	●	
SVQCR1212JK11Z	12	12	120	12	12	6	VC**110302	SI60M025065-03509	TT07P	●	
SVQCR1616JK11Z	16	16	120	16	16	2	VC**110302	SI60M025065-03509	TT07P	●	
SVQPR1010JK08Z	10	10	120	10	10	4	VP**080201	SI60M020050-02704	TT06P	●	
SVQPR1010JK11Z	10	10	120	10	10	8	VP**110302	SI60M025065-03509	TT07P	●	
SVQPR1212JK08Z	12	12	120	12	12	2	VP**080201	SI60M020050-02704	TT06P	●	
SVQPR1212JK11Z	12	12	120	12	12	6	VP**110302	SI60M025065-03509	TT07P	●	
SVQPR1616JK08Z	16	16	120	16	16	-	VP**080201	SI60M020050-02704	TT06P	●	
SVQPR1616JK11Z	16	16	120	16	16	2	VP**110302	SI60M025065-03509	TT07P	●	

●标准库存 Stock ○需预定 Available upon Order

小零件车刀杆-空间刀杆(正型)  
Turning Tool Holder for Small Parts-Space Tool Holder (Positive)

## SDJCR

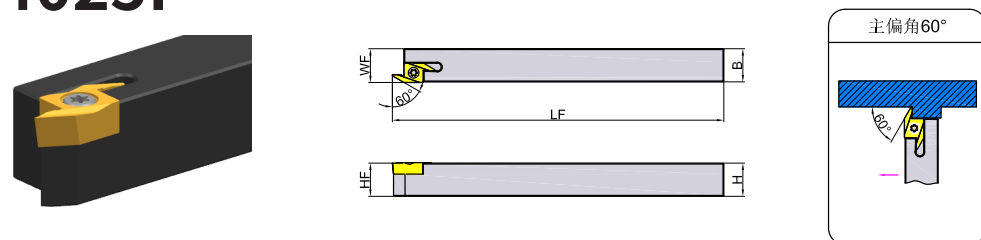


订货号 Ordering Code	尺寸 Dimension (mm)						匹配刀片 Insert	螺钉 Screw	扳手 Wrench	库存 Stock	
	H	B	LF	HF	WF	HBKW				R	L
SDJCR1216JK11F15	12	16	120	12	15	12.6	DC**11T302	SI60M040089-05313	TT15P	●	
SDJCR1620JK11F15	16	20	120	16	15	12.6	DC**11T302	SI60M040089-05313	TT15P	●	

●标准库存 Stock ○需预定 Available upon Order

小零件车刀杆-背车刀杆(GSAB)  
Turning Tool Holder for Small Parts - Back Turning (GSAB)

## SGSAB-4025F

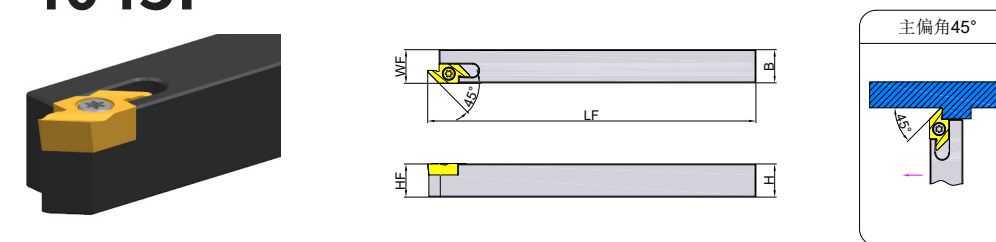


订货号 Ordering Code	尺寸 Dimension (mm)						匹配刀片 Insert	螺钉 Screw	扳手 Wrench	库存 Stock	
	H	B	LF	HF	WF	HBKW				R	L
SGSABR1010JK4025F	10	10	120	10	10.2	-	GSAB15R4025**	SI60M030072-04210	TT09P	●	
SGSABR1212JK4025F	12	12	120	12	12.2	-	GSAB15R4025**	SI60M030072-04210	TT09P	●	
SGSABR1616JK4025F	16	16	120	16	16.2	-	GSAB15R4025**	SI60M030072-04210	TT09P	●	

●标准库存 Stock ○需预定 Available upon Order

小零件车刀杆-背车刀杆(GSAB)  
Turning Tool Holder for Small Parts - Back Turning (GSAB)

## SGSAB-4045F

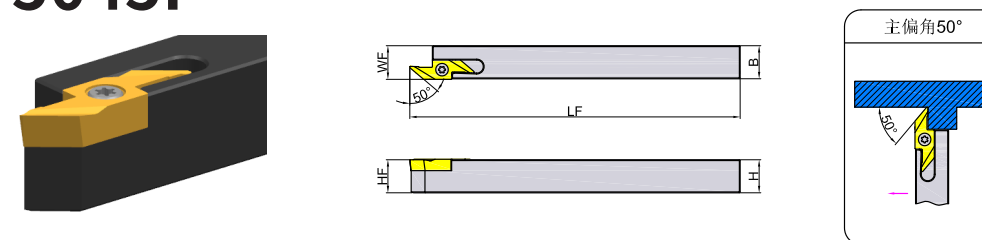


订货号 Ordering Code	尺寸 Dimension (mm)						匹配刀片 Insert	螺钉 Screw	扳手 Wrench	库存 Stock	
	H	B	LF	HF	WF	HBKW				R	L
SGSABR1010JK4045F	10	10	120	10	10.2	-	GSAB15R4045**	SI60M030072-04210	TT09P	●	
SGSABR1212JK4045F	12	12	120	12	12.2	-	GSAB15R4045**	SI60M030072-04210	TT09P	●	
SGSABR1616JK4045F	16	16	120	16	16.2	-	GSAB15R4045**	SI60M030072-04210	TT09P	●	

●标准库存 Stock ○需预定 Available upon Order

小零件车刀杆-背车刀杆(GSAB)  
Turning Tool Holder for Small Parts - Back Turning (GSAB)

## SGSAB-5045F



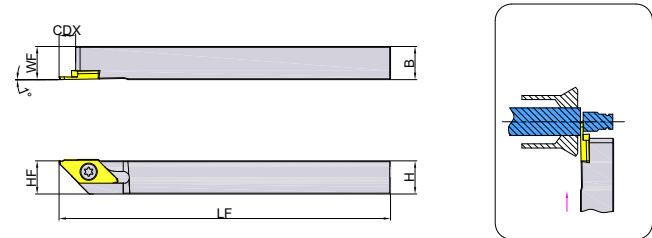

订货号 Ordering Code	尺寸 Dimension (mm)						匹配刀片 Insert	螺钉 Screw	扳手 Wrench	库存 Stock	
	H	B	LF	HF	WF	HBKW				R	L
SGSABR1010JK5045F	10	10	120	10	10.2	-	GSAB23R5045**	SI60M030072-04210	TT09P	●	
SGSABR1212JK5045F	12	12	120	12	12.2	-	GSAB23R5045**	SI60M030072-04210	TT09P	●	
SGSABR1616JK5045F	16	16	120	16	16.2	-	GSAB23R5045**	SI60M030072-04210	TT09P	●	

●标准库存 Stock ○需预定 Available upon Order



小零件车刀杆-背车/切断切槽/螺纹(GST)  
Turning Tool Holder for Small Parts - Back Turning/Grooving and Parting/ Treading (GST)

# GST

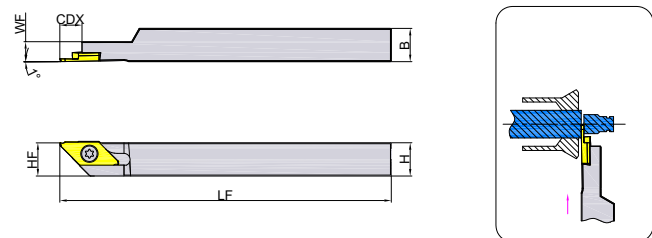



订货号 Ordering Code	尺寸 Dimension (mm)						匹配刀片 Insert	螺钉 Screw	扳手 Wrench	库存 Stock	
	H	B	LF	HF	WF	CDX				R	L
GSTR1010JK3	10	10	120	10	10	6	GST*3R**	SSAM045095	TT10P	●	
GSTR1010JK4	10	10	120	10	10	8	GST*4R**	SSAM045095	TT10P	●	
GSTR1212JK3	12	12	120	12	12	6	GST*3R**	SSAM045095	TT10P	●	
GSTR1212JK4	12	12	120	12	12	8	GST*4R**	SSAM045095	TT10P	●	
GSTR1616JK3	16	16	120	16	16	6	GST*3R**	SSAM045095	TT10P	●	
GSTR1616JK4	16	16	120	16	16	8	GST*4R**	SSAM045095	TT10P	●	
GSTR2020JK3	20	20	120	20	20	6	GST*3R**	SSAM045095	TT10P	●	
GSTR2020JK4	20	20	120	20	20	8	GST*4R**	SSAM045095	TT10P	●	

●标准库存 Stock ○需预定 Available upon Order

小零件车刀杆-背车/切断切槽/螺纹(GST-RS)  
Turning Tool Holder for Small Parts - Back Turning/Grooving and Parting/ Treading (GST-RS)

# GST-RS



订货号 Ordering Code	尺寸 Dimension (mm)						匹配刀片 Insert	螺钉 Screw	扳手 Wrench	库存 Stock	
	H	B	LF	HF	WF	CDX				R	L
GSTR1010JK3-RS	10	10	120	10	7.2	-	GST*3R**	SSAM045070	TT10P	●	
GSTR1212JK3-RS	12	12	120	12	7.2	-	GST*3R**	SSAM045070	TT10P	●	
GSTR1010JK4-RS	10	10	120	10	7.2	-	GST*4R**	SSAM045070	TT10P	●	
GSTR1212JK4-RS	12	12	120	12	7.2	-	GST*4R**	SSAM045070	TT10P	●	

●标准库存 Stock ○需预定 Available upon Order

## 加工案例

Cutting Cases

# GAT7115



小传动杆 Small Transmission Shaft	长轴件 Long Shaft
使用刀片 Insert: DCGT11T302M-BK-GAT7115 加工材料 Material: 12L14 切削速度 Vc: 47 m/min 进给 f: 0.025 mm/rev 切深 ap: 3 mm	使用刀片 Insert: DCGT11T302M-BF-GAT7115 加工材料 Material: SUS304 切削速度 Vc: 14m/min 进给 f: 0.035 mm/rev 切深 ap: 0.1 mm
GESAC GAT7115 8000pcs 竞品 competitor 3000pcs 加工数量 Qty +167%	GESAC GAT7115 7000pcs 竞品 competitor 4000pcs 加工数量 Qty +75%

种植体 Implant	汽配件 Auto Parts
使用刀片 Insert: DCGT11T302M-BF-GAT7115 加工材料 Material: SUS465 切削速度 Vc: 29 m/min 进给 f: 0.02 mm/rev 切深 ap: 1 mm	使用刀片 Insert: VBGT110302M-BF-GAT7115 加工材料 Material: GH625 切削速度 Vc: 50 m/min 进给 f: 0.05 mm/rev 切深 ap: 0.1 mm
GESAC GAT7115 85pcs 竞品 competitor 65pcs 加工数量 Qty +23%	GESAC GAT7115 93pcs 竞品 competitor 80pcs 加工数量 Qty +16%



### 加工案例

Cutting Cases

## GAT7120

打印机轴 Printer Axis	轴 Shaft
使用刀片 insert: TNGG160402R-P-GAT7120 加工材料 material: 1215 切削速度 Vc: 88 m/min 进给 f: 0.055 mm/rev 切深 ap: 1 mm	使用刀片 insert: VBGT110301R-S-GAT7120 加工材料 material: SUS304 切削速度 Vc: 66 m/min 进给 f: 0.045 mm/rev 切深 ap: 0.1 mm
	
GAT7120 1200pcs 竞品 competitor 1050pcs +14% 加工数量 Qty	GAT7120 7500pcs 竞品 competitor 4000pcs +88% 加工数量 Qty

## GAT7125

轴 Shaft	手表壳 Watch Shell
使用刀片 insert: DCGT11T302M-BF-GAT7125 加工材料 material: SUS304 切削速度 Vc: 66 m/min 进给 f: 0.04 mm/rev 切深 ap: 0.03 mm	使用刀片 insert: TNGG160402R-P-GAT7125 加工材料 material: SUS316 切削速度 Vc: 165 m/min 进给 f: 0.05 mm/rev 切深 ap: 0.03 mm
	
GAT7125 180pcs 竞品 competitor 150pcs +20% 加工数量 Qty	GAT7125 135pcs 竞品 competitor 120pcs +12% 加工数量 Qty

### 小零件车削加工推荐切削参数

Recommended Cutting Data for Small Parts Turning Machining

车削加工推荐参数

Recommended Cutting Data

ISO	工件材料 Material	硬度 (HB) Hardness	槽型 Geometry	牌号 Grade	线速度 Vc(m/min) Cutting Speed	切深 ap(mm) Cutting Depth	进给 f(mm/rev) Feed
P	Steel 钢	≤ 300	P	GAT7115	120(60-180)	0.1(0.03-0.5)	0.1(0.03-0.18)
				GAT7120	90(40-140)		
				GAT7125	90(40-150)		
			G	GAT7115	120(60-180)	0.8(0.3-2.5)	0.05(0.01-0.08)
				GAT7120	90(40-140)		
				GAT7125	90(40-150)		
			S	GAT7115	120(60-180)	0.8(0.3-2.0)	0.12(0.08-0.25)
				GAT7120	90(40-140)		
				GAT7125	90(40-150)		
			AF	GAT7115	120(60-180)	0.16(0.02-0.2)	0.08(0.03-0.12)
				GAT7125	90(40-150)		
			AK	GAT7115	120(60-180)	1.4(0.7-2.5)	0.07(0.02-0.12)
				GAT7125	90(40-150)		
			BF	GAT7115	120(60-180)	0.7(0.2-1.2)	0.06(0.02-0.12)
				GAT7125	90(40-150)		
			BK	GAT7115	120(60-180)	1.6(0.8-2.5)	0.08(0.03-0.12)
				GAT7125	90(40-150)		
			MM	GAT7115	120(60-180)	1.8(0.8-3.0)	0.06(0.03-0.1)
GAT7125	90(40-150)						
M	Stainless Steel 不锈钢	≤ 300	P	GAT7115	100(60-150)	0.1(0.03-0.5)	0.1(0.03-0.18)
				GAT7120	80(40-120)		
				GAT7125	80(40-130)		
			G	GAT7115	100(60-150)	0.8(0.3-2.5)	0.05(0.01-0.08)
				GAT7120	80(40-120)		
				GAT7125	80(40-130)		
			S	GAT7115	100(60-150)	0.8(0.3-2.0)	0.12(0.08-0.25)
				GAT7120	80(40-120)		
				GAT7125	80(40-130)		
			AF	GAT7115	100(60-150)	0.16(0.02-0.2)	0.08(0.03-0.12)
				GAT7125	80(40-130)		
			AK	GAT7115	100(60-150)	1.4(0.7-2.5)	0.07(0.02-0.12)
				GAT7125	80(40-130)		
			BF	GAT7115	100(60-150)	0.7(0.2-1.2)	0.06(0.02-0.12)
				GAT7125	80(40-130)		
			BK	GAT7115	100(60-150)	1.6(0.8-2.5)	0.08(0.03-0.12)
				GAT7125	80(40-130)		
			MM	GAT7115	100(60-150)	1.8(0.8-3.0)	0.06(0.03-0.1)
GAT7125	80(40-130)						

### 小零件车削加工推荐切削参数

Recommended Cutting Data for Small Parts Turning Machining

车削加工推荐参数  
Recommended Cutting Data

ISO	工件材料 Material	硬度 (HB) Hardness	系列 Series	牌号 Grade	线速度 Vc(m/min) Cutting Speed	切深 ap(mm) Cutting Depth	切槽进给 f1(mm/rev) Grooving Feed	横向进给 f2(mm/rev) Surfacing Feed
P	Steel 钢	≤ 300	GSAB	GAT7115	120(60-180)	2.0(0.5-5.0)	0.02(0.01-0.03)	0.05(0.01-0.1)
				GAT7120	90(40-140)			
				GAT7125	90(40-150)			
			GSTB	GAT7115	120(60-180)	2.5(0.5-6.0)	0.02(0.01-0.03)	0.05(0.01-0.15)
				GAT7120	90(40-140)			
				GAT7125	90(40-150)			
			GSTC	GAT7115	120(60-180)	-	0.02(0.01-0.03)	-
				GAT7125	90(40-150)	-	-	-
			GSTS	GAT7115	120(60-180)	-	0.02(0.01-0.03)	-
				GAT7125	90(40-150)	-	-	-
			GSTT	GAT7115	120(60-180)	-	-	-
				GAT7125	90(40-150)	-	-	-
M	不锈钢 (Stainless steel)	≤ 300	GSAB	GAT7115	100(60-150)	2.0(0.5-5.0)	0.02(0.01-0.03)	0.05(0.01-0.1)
				GAT7120	80(40-120)			
				GAT7125	80(40-130)			
			GSTB	GAT7115	100(60-150)	2.5(0.5-6.0)	0.02(0.01-0.03)	0.05(0.01-0.15)
				GAT7120	80(40-120)			
			GAT7125	80(40-130)	-	0.015(0.01-0.02)	-	
				GAT7115	100(60-150)	-	0.015(0.01-0.02)	-
			GAT7125	80(40-130)	-	-	-	
				GAT7115	100(60-150)	-	-	-
			GAT7125	80(40-130)	-	-	-	
				GAT7115	100(60-150)	-	-	-
			GAT7125	80(40-130)	-	-	-	
GAT7115	100(60-150)	-		-	-			
GAT7125	80(40-130)	-	-	-				
	GAT7115	100(60-150)	-	-	-			

### 小零件车削加工推荐切削参数

Recommended Cutting Data for Small Parts Turning Machining

GSTT切深量与走刀次数  
Cutting Depth and Cutting Times

种类 (Type)	螺距 (Pitch)	型号 (Model)	刀尖 (Knife Point) R (RE)	总切深 (Total Cutting Depth) (mm)	走刀次数 (回) (Times of Cutting)	1	2	3	4	5	6	7	8	9	10			
						mm* 牙 / 英寸												
公制螺纹 (Metric thread)	外螺纹 (External thread)	GSTT 3R/L A/B6000	Max 0.05 平坦 (Smooth)	0.20mm	4	0.06	0.04	0.03	0.02									
				0.25mm	4	0.07	0.06	0.04	0.02									
				0.30mm	4	0.08	0.07	0.06	0.02									
				0.35mm	5	0.08	0.07	0.06	0.04	0.02								
				0.40mm	5	0.10	0.08	0.06	0.04	0.02								
				0.45mm	6	0.10	0.08	0.06	0.04	0.04	0.02							
		GSTT 3R/L A/B6000	GSTT 3R/L A/B60005	0.05	0.50mm	6	0.10	0.10	0.07	0.05	0.04	0.02						
					0.60mm	5	0.10	0.10	0.07	0.04	0.02							
		GSTT 3R/L A/B6000	GSTT 3R/L A/B60005	0.05	0.60mm	7	0.10	0.10	0.08	0.06	0.05	0.04	0.02					
					0.70mm	6	0.10	0.10	0.08	0.06	0.04	0.02						
		GSTT 3R/L A/B60005	GSTT 3R/L A/B60005	0.05	0.75mm	7	0.10	0.10	0.10	0.08	0.07	0.05	0.02					
					0.80mm	7	0.10	0.10	0.10	0.08	0.06	0.02						
		GSTT 3R/L A/B60005	GSTT 3R/L A/B60005	0.05	1.00mm	8	0.15	0.15	0.12	0.10	0.08	0.06	0.03	0.02				
					0.10	7	0.18	0.15	0.12	0.10	0.06	0.03	0.02					
		GSTT 3R/L N6001	GSTT 3R/L N6001	0.05	1.25mm	9	0.20	0.18	0.13	0.10	0.10	0.07	0.05	0.05	0.02			
					0.10	8	0.20	0.18	0.13	0.10	0.10	0.07	0.05	0.02				
GSTT 3R/L N6001	GSTT 3R/L N6001	0.10	1.50mm	10	0.20	0.18	0.14	0.12	0.10	0.10	0.08	0.05	0.05	0.02				





+ 华东大区

上海市青浦区华新镇华隆路1777号D栋610室  
联系电话: +86-592-7301561

+ 华南大区

广东省东莞市长安镇锦厦聚和机械模具五金城D1区49A号  
联系电话: +86-592-7310203

+ 西部大区

四川省成都市成华区建材路隆鑫九熙三期一栋2119  
联系电话: +86-592-7306375

+ 华北大区

天津市西青区碧祥路新津国际新兴园6-2-701  
联系电话: +86-592-7301126

+ 东北大区

辽宁省沈阳市铁西区建设东路158号 (华润铁西中心) 2109号  
联系电话: +86-592-7306375


+ 华中大区

湖北省武汉市经济技术开发区创业路12号嘉昱商务中心B座1304-1307号  
联系电话: +86-592-7310203

## 厦门金鹭特种合金有限公司

地址: 中国厦门市湖里区兴隆路69号  
工厂地址: 中国厦门同安工业集中区集成路1601-1629号  
电话: +86-592-7301561  
传真: +86-592-7301561  
邮编: 361006  
电邮: gesac@cxtc.com

[www.gesac.com.cn](http://www.gesac.com.cn)



BST2021081